

Conference sub-track: Teaching and learning in Bologna Process

**Widening access to higher education –
What can EUROSTUDENT say about the
new challenges emerging for teaching
and learning?**

17-19 October 2011, Bucharest
Dominic Orr (orr@his.de)

HIS:

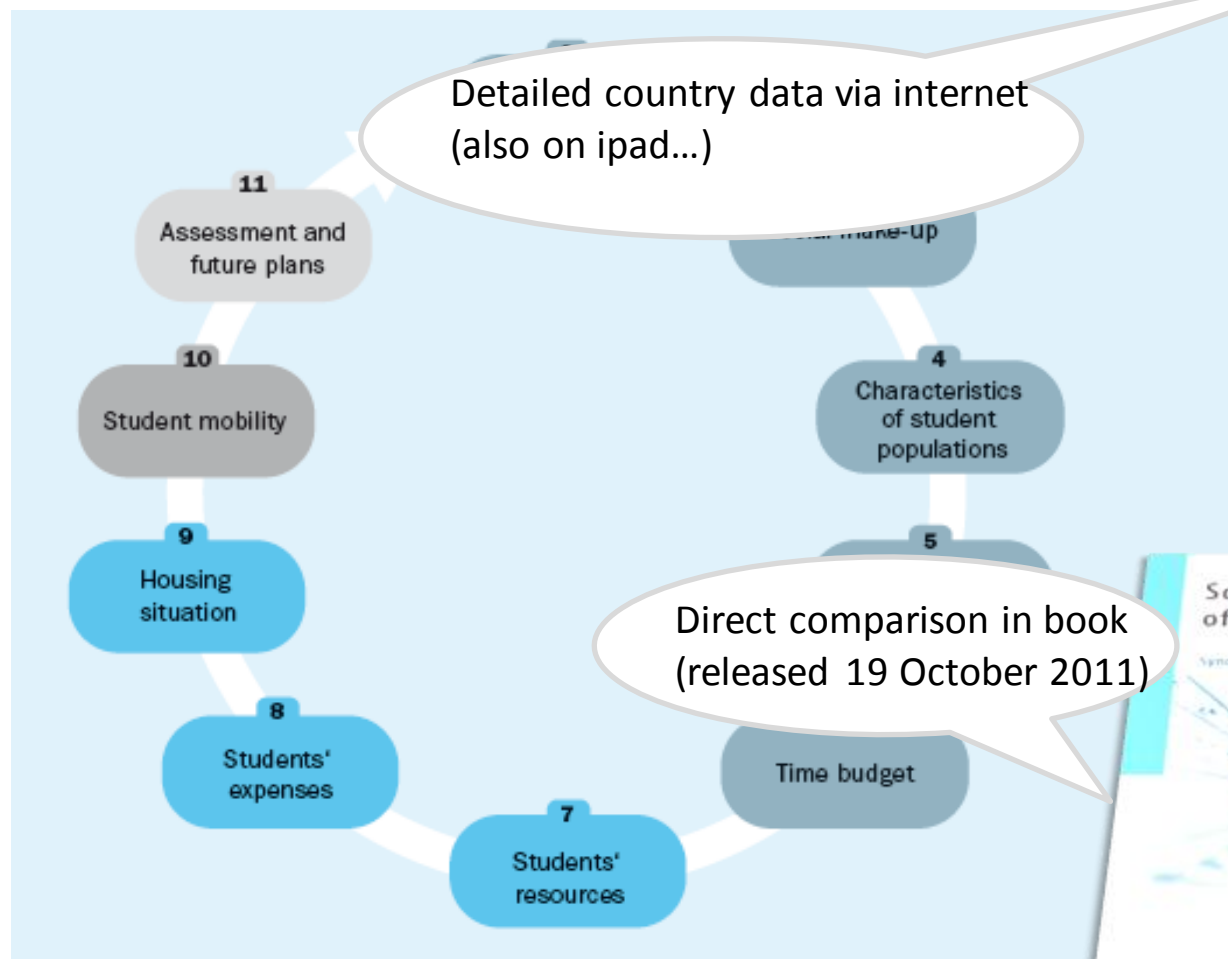
eurostudent.eu
★★★★

Contents

*“universities must develop education programmes which mesh with the challenges and opportunities of lifelong learning, particularly for non-traditional students and for those who must study and work simultaneously”
(Spain’s University Strategy 2015).*

- 1) The debate on widening access
- 2) EUROSTUDENT convention for “social background”
- 3) How inclusive are HE systems in Europe?
- 4) How (dis)satisfied are students with their ‘time budget’?
- 5) A proposal for considering an appropriate teaching and learning nexus

EUROSTUDENT reports on student life



1) Widening access & EUROSTUDENT

Widening access



fairness
demography
labour market demand

2 groups we should pay special attention to:

- students from low social backgrounds
- “older” students

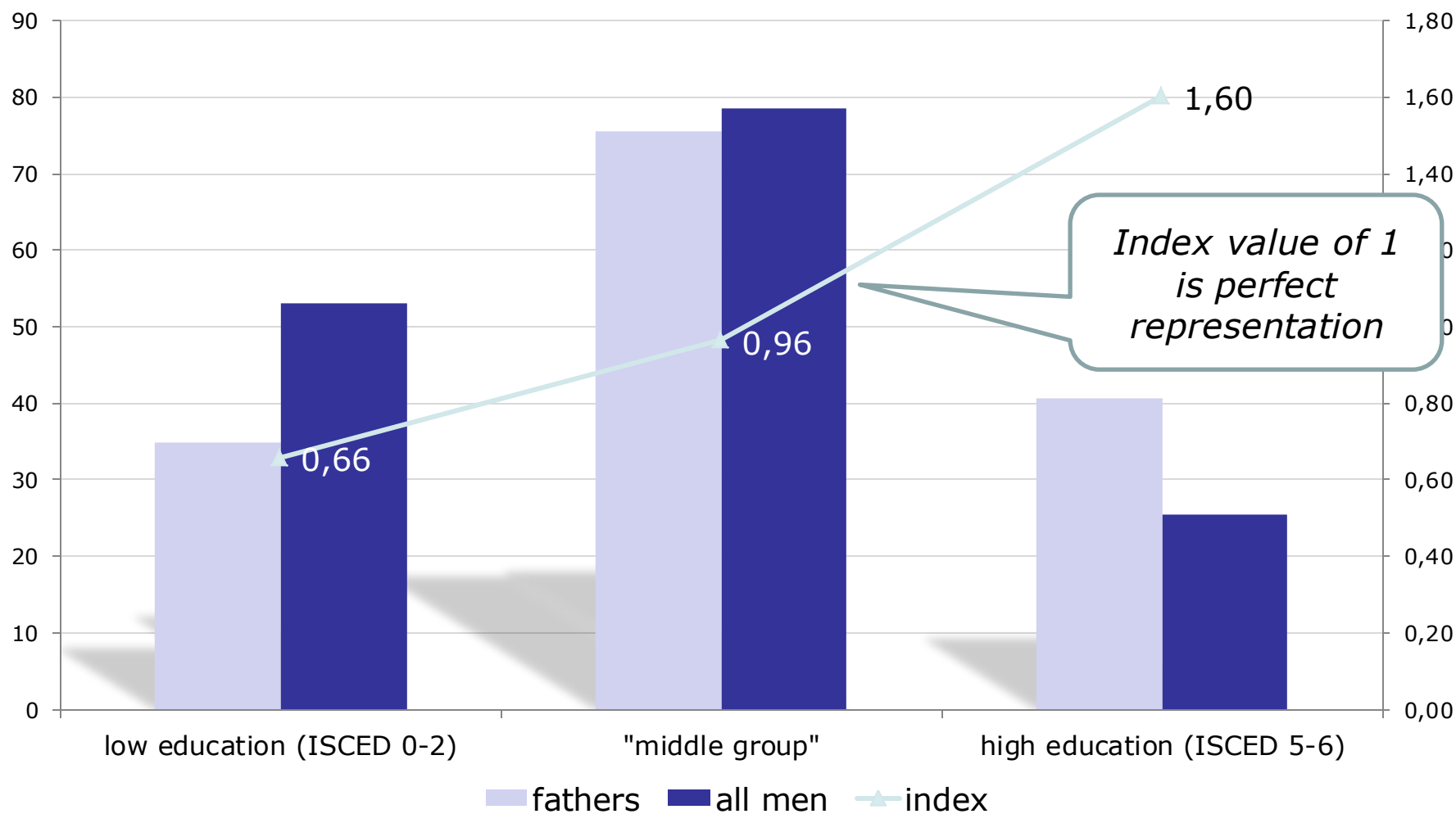
EUROSTUDENT conventions for these 2 groups :

- social backgrounds = highest educational attainment of students’ parents, e.g. did they go to university themselves?
- age groups – up to 24 years; 25 to 29; 30 plus

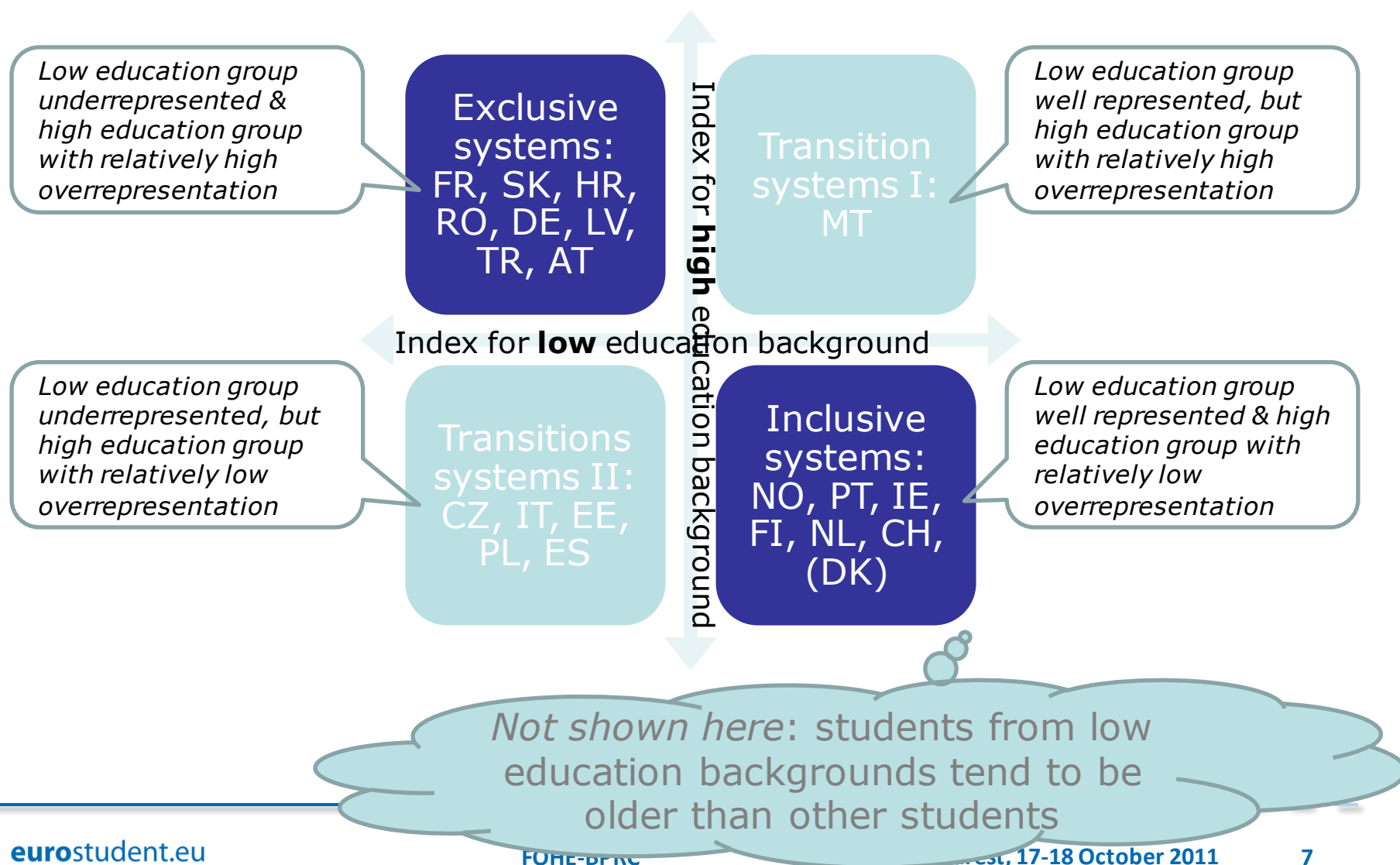
2) Excursus: EUROSTUDENT convention for “social background”

	Educational attainment of parents (father / mother / both)	Parents' occupation (father / mother / both)	Self-assessment of parents' social standing
Operator	ISCED classification (high vs. low)	ISCO classification (blue collar)	Scale of 1 to 10
Simple measure of social mobility	X	X	X
Relative social mobility rate	X	X	(X)

3) How inclusive are HE systems in Europe? Eg. Spain (fathers)



...matrix for inclusiveness in European HE (fathers)



4) How (dis)satisfied are students with their 'time budget'?

Stress and strains - Matrix combining both the share of students (very) dissatisfied with their time budget and the discrepancy in the shares by age group (up to 24 years versus 30 or above years)

		Discrepancy in dissatisfaction levels between age groups	
		High (above average)	Low (below average)
Share of (very) dissatisfied students	High (above average)	HR, PL, CH , PT , FR, ES	SK, MT, IT, TR
	Low (below average)	EE, (SE), CZ, NL , FI, DK , LV	AT, NO , IE , RO

5) An appropriate teaching and learning nexus?

