



Brussels, 3rd December 2010
Nicolai Netz

HIS

eurostudent.eu
eurostudent.eu

Contents

- 1) Methodical note
- 2) Sketch of the Cypriot higher education system
- 3) Data availability
- 4) Snapshot of diploma mobility flows
- 5) Conclusions

1) Methodical note

Methods to gather information on data sources and context knowledge

- First phase: desk research → identification of responsible institutions/ data collection, processing and analysis
- At the same time: incorporation of data collected centrally by ACA from EUROSTAT and the European Commission
- Second phase: semi-structured interviews in Cyprus with representatives of the following institutions:
 - Statistical Service of the Republic of Cyprus
 - Ministry of Education and Culture
 - Foundation for the Management of European Lifelong Learning Programmes
 - Pan-Cypriot Students' Union

2) Sketch of the Cypriot higher education system


Institutional landscape of a rather young HE system

- After the independence of Cyprus in 1960, the public non-university sector was expanded
 - Only in 1992, the first public university opened its doors to students, two others followed in 2006 and 2007
 - Since 1990, there has been a remarkable increase in the number of private HE institutions
 - In 2007/08, there were 3 public and 3 private universities as well as 7 public and 30 private non-university institutions (70% of students were enrolled at private institutions)
- Due to limited capacities, student mobility is crucial for Cyprus!

3) Data availability

focus on students,
not on graduates

Available data on mobility of students

Inwards mobility		Outwards mobility	
Diploma mobility	CYSTAT Annual Survey on Education		Student Grant Scheme Register
Credit mobility			
Other study-related activities			

4) Snapshot: Developments over time


Student numbers over time, by type of student

Year	All students in Cyprus	Cypriot students in Cyprus	Inwards mobile students	Outwards mobile students	Mobility balance (in : out)
2007/08					
2006/07					
2005/06					
...					
1998/99					

Source: CYSTAT, Statistics of Education

4) Snapshot: Developments over time


Student numbers over time, by type of student

Year	All students in Cyprus	Percentage increase since 1998/99	
2007/08	25,688	 +137%	
2006/07	22,227		
2005/06	20,587		
...	...		
1998/99	10,842		

Source: CYSTAT, Statistics of Education

4) Snapshot: Developments over time


Student numbers over time, by type of student

Year		Cypriot students in Cyprus	Percentage increase since 1998/99	
2007/08	 +100%	17,936		
2006/07		16,266		
2005/06		14,957		
...		...		
1998/99		8,982		

Source: CYSTAT, Statistics of Education

4) Snapshot: Developments over time

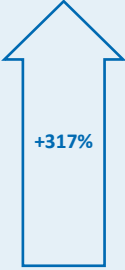
Student numbers over time, by type of student

Year		Inwards mobile students	Percentage increase since 1998/99	
2007/08		7,176		
2006/07		5,590		
2005/06		5,309		
...		...		
1998/99		-		

Source: CYSTAT, Statistics of Education

4) Snapshot: Developments over time


Student numbers over time, by type of student

Year		Foreign students in Cyprus	Percentage increase since 1998/99	
2007/08		7,752		
2006/07		5,961		
2005/06		5,630		
...		...		
1998/99		1,860		

Source: CYSTAT, Statistics of Education

4) Snapshot: Developments over time

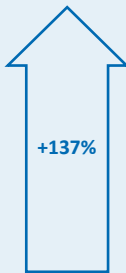

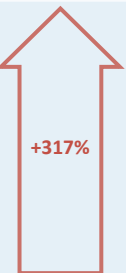

Student numbers over time, by type of student

Year		Outwards mobile students	Percentage increase since 1998/99
2007/08		22,530	 +80%
2006/07		21,188	
2005/06		20,969	
...		...	
1998/99		12,488	

Source: CYSTAT, Statistics of Education

4) Snapshot: Developments over time


Student numbers over time, by type of student

Year	All students in Cyprus	Cypriot students in Cyprus	Foreign students in Cyprus	Outwards mobile students	
2007/08	 +137%	 +100%	 +317%	 +80%	
2006/07					
2005/06					
...					
1998/99					

Source: CYSTAT, Statistics of Education

4) Snapshot: Developments over time


Student numbers over time, by type of student

Year	All students in Cyprus	 as % of	Foreign students in Cyprus	
2007/08	25,688	30%	7,752	
2006/07	22,227	27%	5,961	
2005/06	20,587	27%	5,630	
...	
1998/99	10,842	17%	1,860	

Source: CYSTAT, Statistics of Education

4) Snapshot: Developments over time

Student numbers over time, by type of student

Year	All students in Cyprus	 as % of	<u>Inwards mobile students</u>	
2007/08	25,688	28%	7,176	
2006/07	22,227	25%	5,590	
2005/06	20,587	26%	5,309	
...	
1998/99	10,842	-	-	

Source: CYSTAT, Statistics of Education

4) Snapshot: Developments over time

Student numbers over time, by type of student

Year		Cypriot students in Cyprus	Cypriots at home and abroad		Outwards mobile students	
2007/08		17,936	44%	56%	22,530	
2006/07		16,266	43%	57%	21,188	
2005/06		14,957	42%	58%	20,969	
...		
1998/99		8,982	42%	58%	12,488	

Source: CYSTAT, Statistics of Education

4) Snapshot: Developments over time

Student numbers over time, by type of student

Year		<u>Inwards</u> mobile students	<u>Outwards</u> mobile students	Mobility balance (in : out)
2007/08		7,176	22,530	100 : 314
2006/07		5,590	21,188	100 : 379
2005/06		5,309	20,969	100 : 395
...	
1998/99		-	12,488	-

Source: CYSTAT, Statistics of Education

4) Snapshot: Developments over time

Student numbers over time, by type of student

Year	All students in Cyprus	Cypriot students in Cyprus	Inwards mobile students	Outwards mobile students	Mobility balance (in : out)
2007/08	25,688	17,936	7,176	22,530	100 : 314
2006/07	22,227	16,266	5,590	21,188	100 : 379
2005/06	20,587	14,957	5,309	20,969	100 : 395
...
1998/99	10,842	8,982	-	12,488	-

Source: CYSTAT, Statistics of Education

4) Snapshot: Countries of origin & destination

Top 5 countries of origin of inwards mobile students, 2007/08

Bangladesh	21%
India	15%
China	13%
Pakistan	10%
Greece	7%

Source: CYSTAT, Statistics of Education

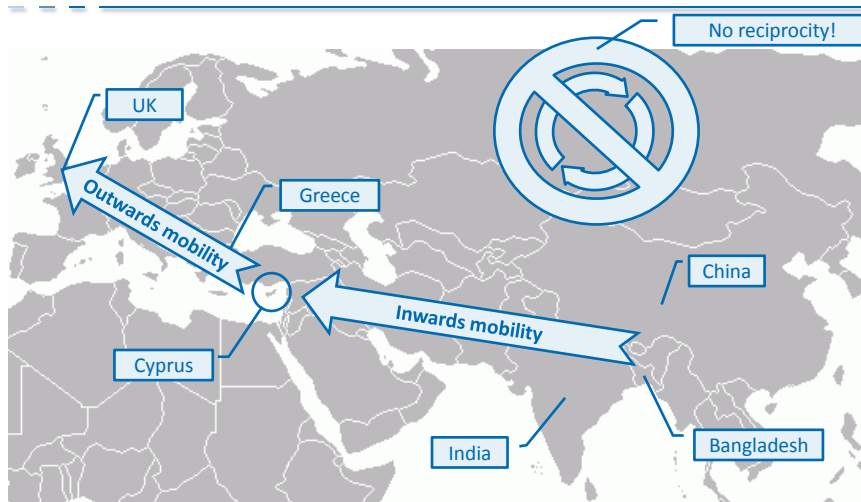
- Majority of inwards mobile students coming from Asia (73%)
- Greece only EU-27 country among Top 5

Top 5 countries of destination of outwards mobile students, 2007/08

Greece	59%
United Kingdom	31%
United States	2%
Bulgaria	2%
Hungary	1%

- Overwhelming majority goes to Greece and the UK
- Focus on few countries → homogenous outwards flow

4) Snapshot: Countries of origin & destination



eurostudent.eu

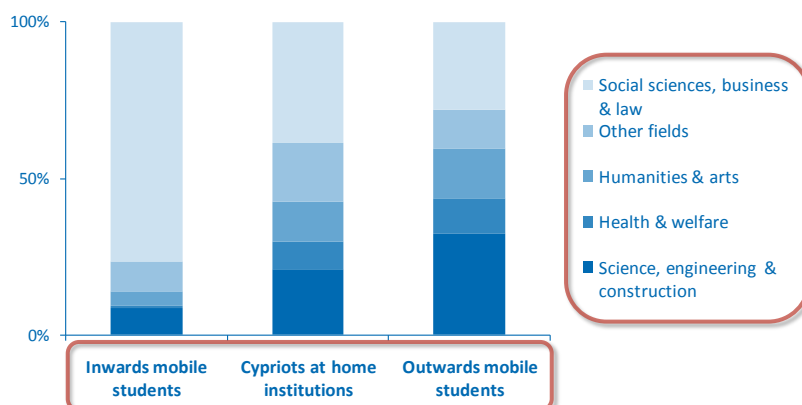
Student mobility in Cyprus

Brussels, 3rd December 2010

19

4) Snapshot: Fields of study

Distribution of different types of students across fields of study, 2007/08



Source: CYSTAT, Statistics of Education

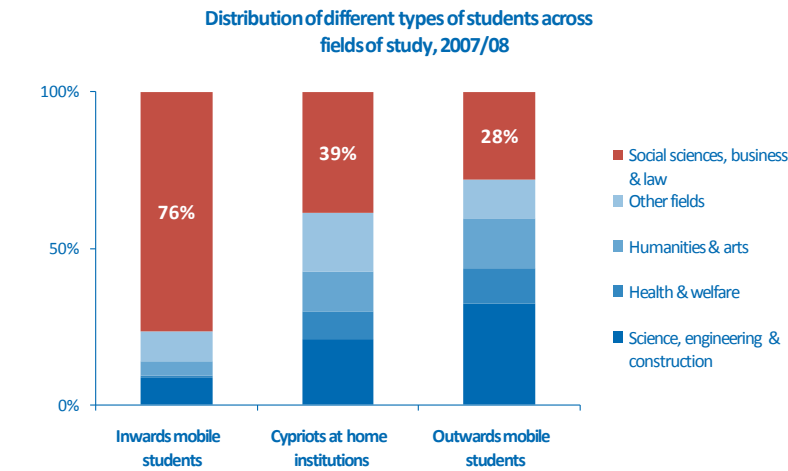
eurostudent.eu

Student mobility in Cyprus

Brussels, 3rd December 2010

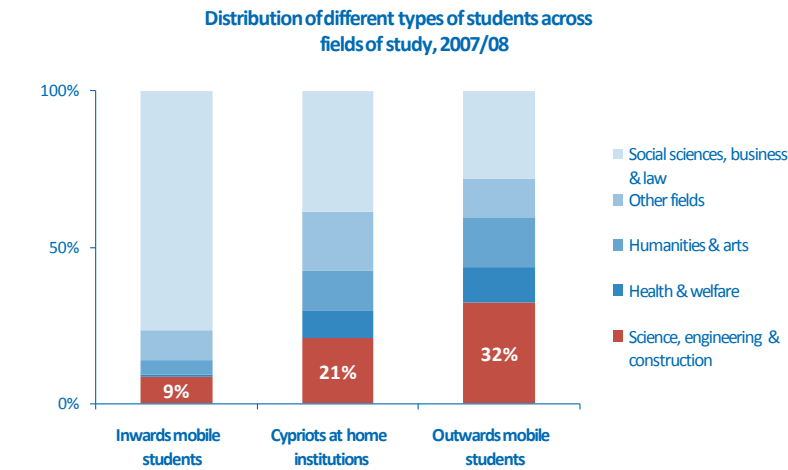
20

4) Snapshot: Fields of study



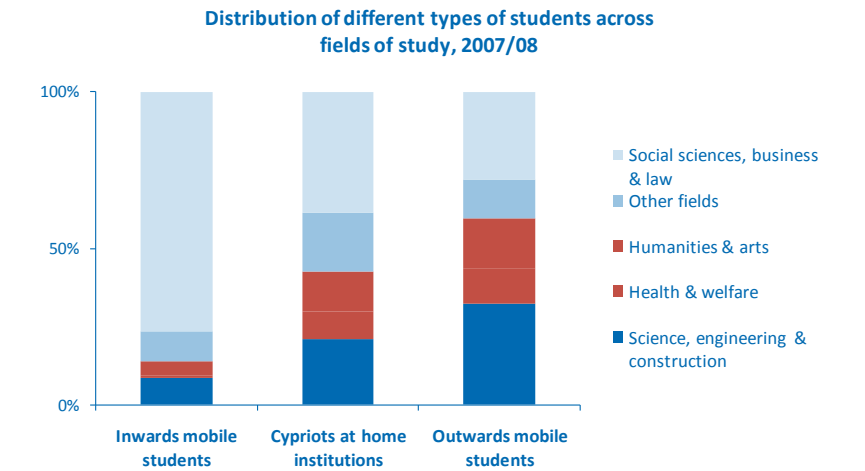
Source: CYSTAT, Statistics of Education

4) Snapshot: Fields of study

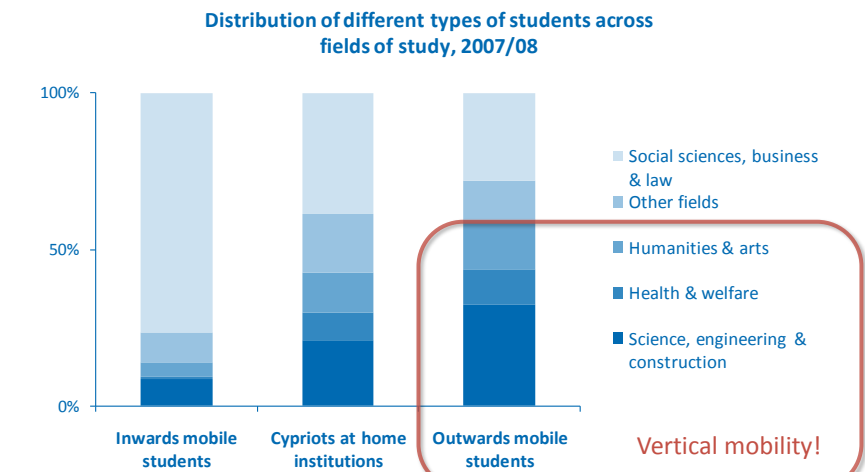


Source: CYSTAT, Statistics of Education

4) Snapshot: Fields of study

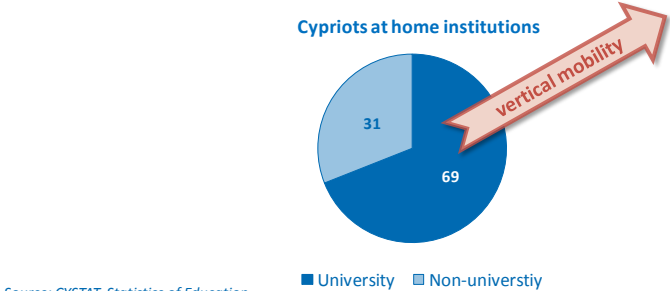


4) Snapshot: Fields of study



4) Snapshot: Types of higher education institutions

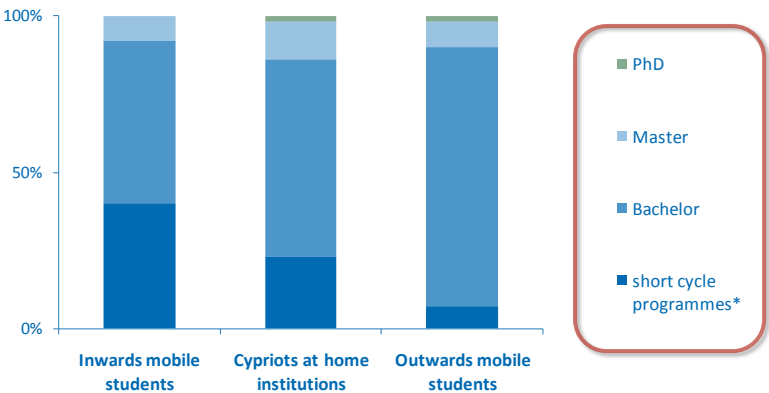
Distribution of different types of students across types of HE institutions, 2007/08



Source: CYSTAT, Statistics of Education

4) Snapshot: Levels of study

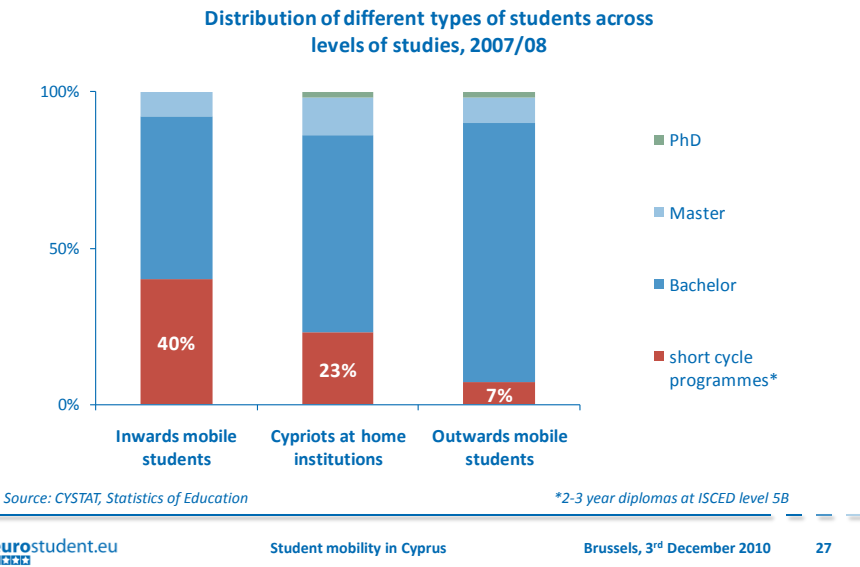
Distribution of different types of students across levels of studies, 2007/08



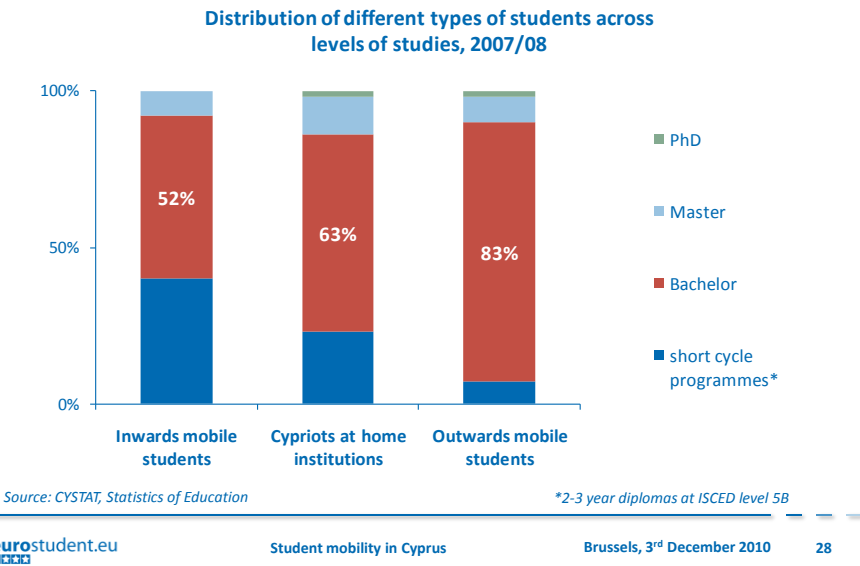
Source: CYSTAT, Statistics of Education

*2-3 year diplomas at ISCED level 5B

4) Snapshot: Levels of study



4) Snapshot: Levels of study



5) Conclusions

Summary

- Both inwards and outwards diploma mobility flows are of a considerable magnitude in the case of Cyprus
- Inwards and outwards diploma mobility flows are of an entirely different nature

Implications for current political debates

- The results allow us to estimate how Cyprus would perform on the benchmarks proposed at EU level
- Examples: EU Mobility Benchmark and 'surrounding' indicators (constructed based on targets formulated in the Leuven Communiqué)


5) Conclusions

- Target "at least 20 percent of mobile graduates by 2020"
 - Cyprus already outperforms this target, while many central and Southern European countries 'lag behind'
 - Should there be one benchmark for different countries or should national specialties be considered?
 - Is 20 percent of mobility necessarily good? Doesn't it matter for which reasons students are mobile? (example: study capacities in Cyprus)
- Target "more balanced flow of incoming and outgoing students"
 - Unclear what "balanced" means in this context
 - For 22,530 students leaving Cyprus there should be 22,530 incoming students? (reciprocity of Cyprus & EU)
 - For 13,342 students going to Greece there should be 13,342 coming from Greece? (i.e. country-level reciprocity)

5) Conclusions

Outlook

- Currently, the HE system in Cyprus is undergoing drastic changes → Mobility patterns might soon change (reduction of diploma mobility, increase of credit mobility)
- Data collection tools are insufficient to allow for future analyses:
 - Diploma mobility: Instrument to capture outwards mobility deteriorates (due to means test being introduced for study grants)
 - Credit mobility: No comprehensive data collection instrument
- New monitoring instruments needed to keep track of the interesting developments in Cyprus!



Thank you for your attention!

Contact:
Nicolai Netz
HIS-Institute for Research on Higher Education
netz@his.de