

EUROSTUDENT VI
comparative results
Students' resources
and costs

EUROSTUDENT VI
Final Conference

March 6 – 7, 2018

Berlin, Germany

eurostudent.eu
★★★★★

Christoph Gwosć
Berlin, 7th March 2018

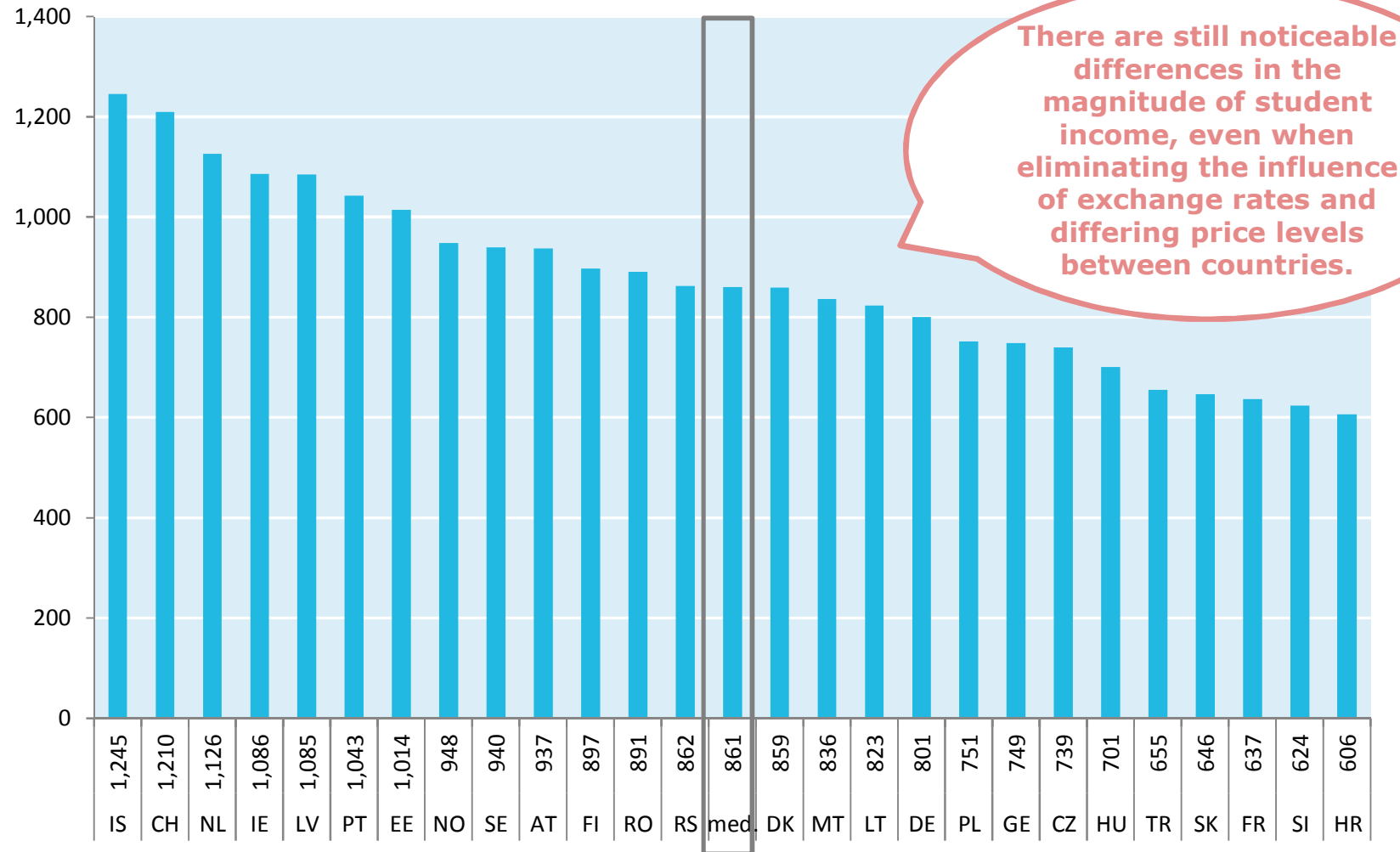
Topics

- How much income do students receive in the EUROSTUDENT countries and where does it come from ?
- What is the meaning of support from family/partner and the state?
- What do students spend their money on?
- Is the payment of accommodation cost a problem to students?
- To what extent do students experience financial difficulties in general and what is the reason for that?

Results

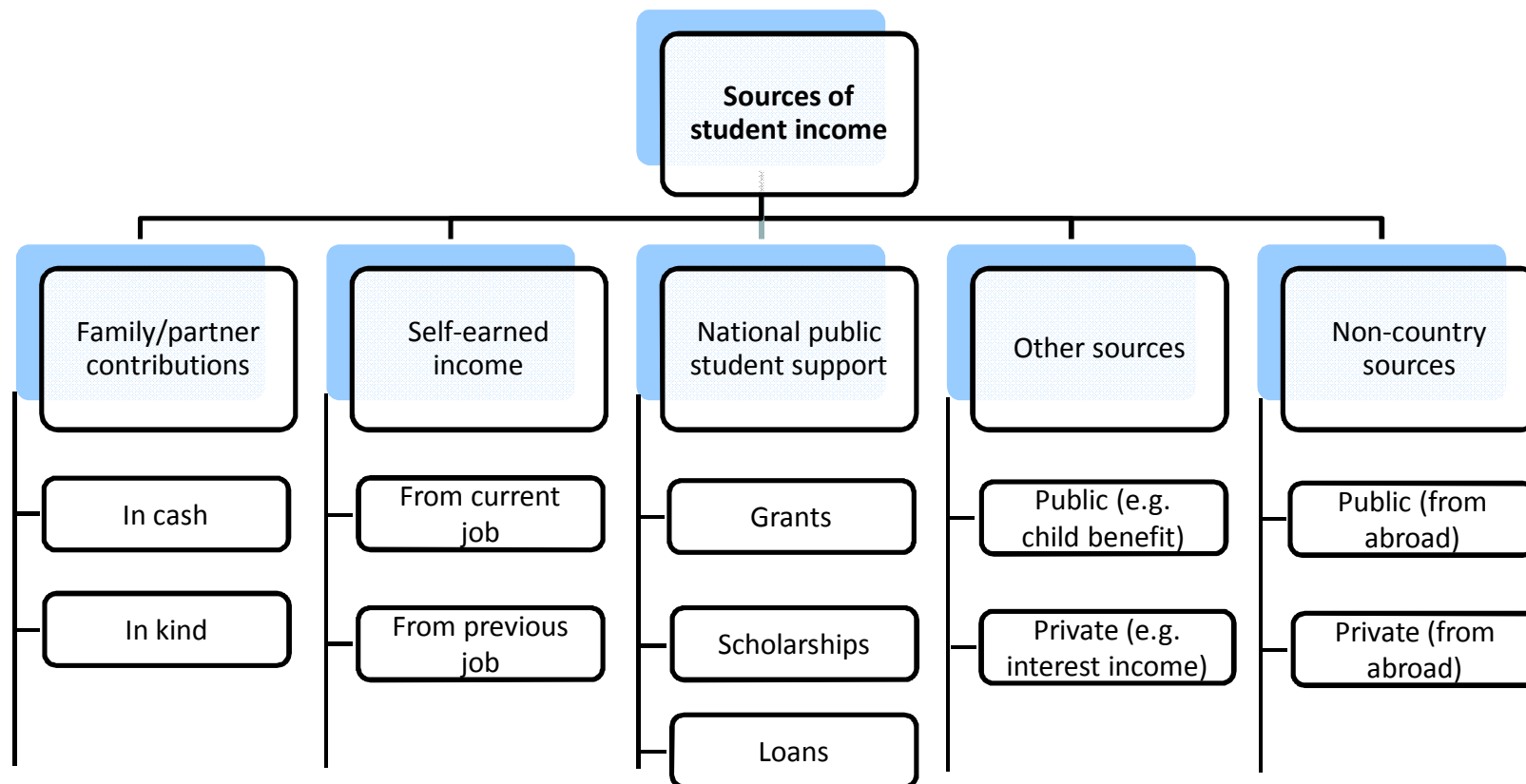
Students' income

Total monthly income including transfers in kind. Median income (in PPS)



Data source: EUROSTUDENT VI, G.3. No data: AL, IT.

Methodological note

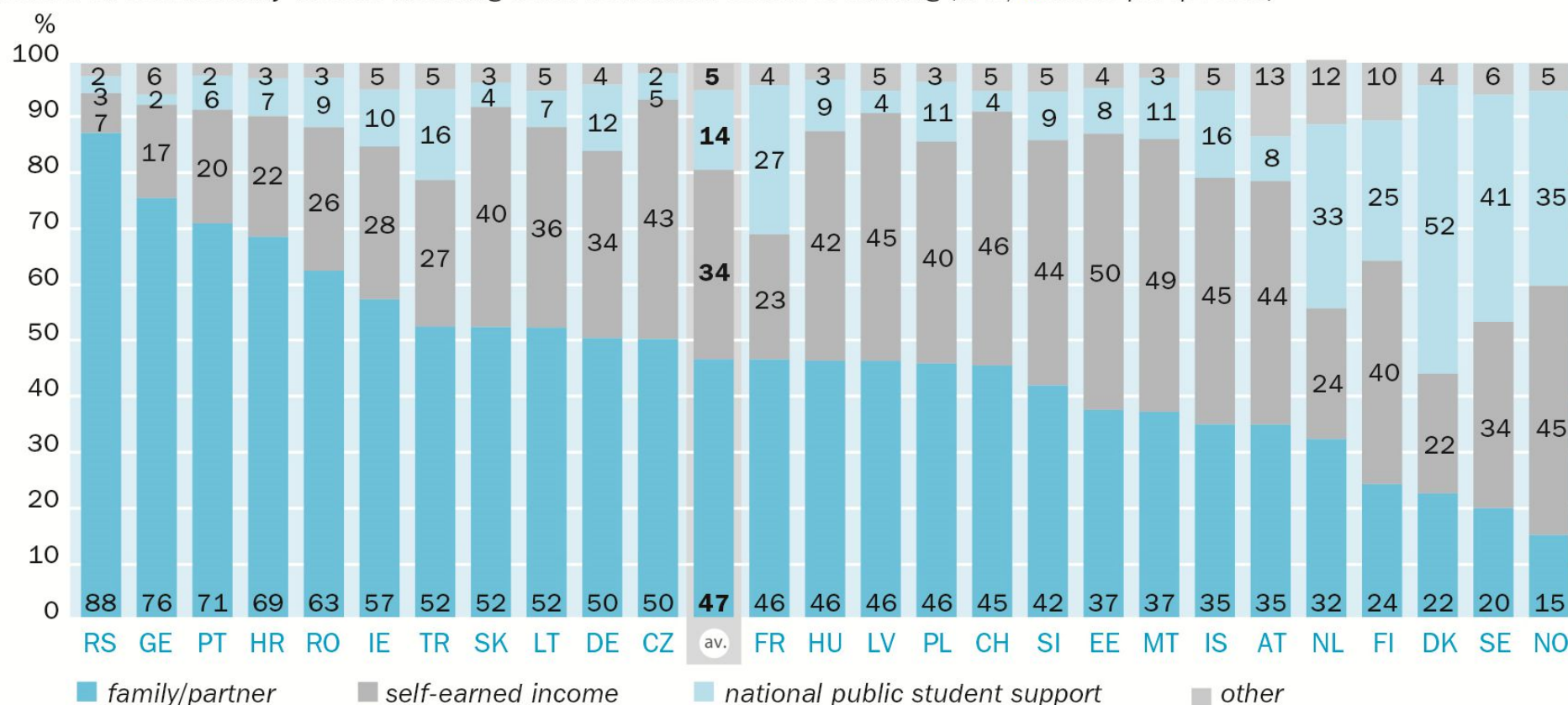


Results

Figure B7.5 [↓](#)

Composition of students' funding

Based on total monthly income including transfers in kind. Source of funding (in %, [macro perspective](#))



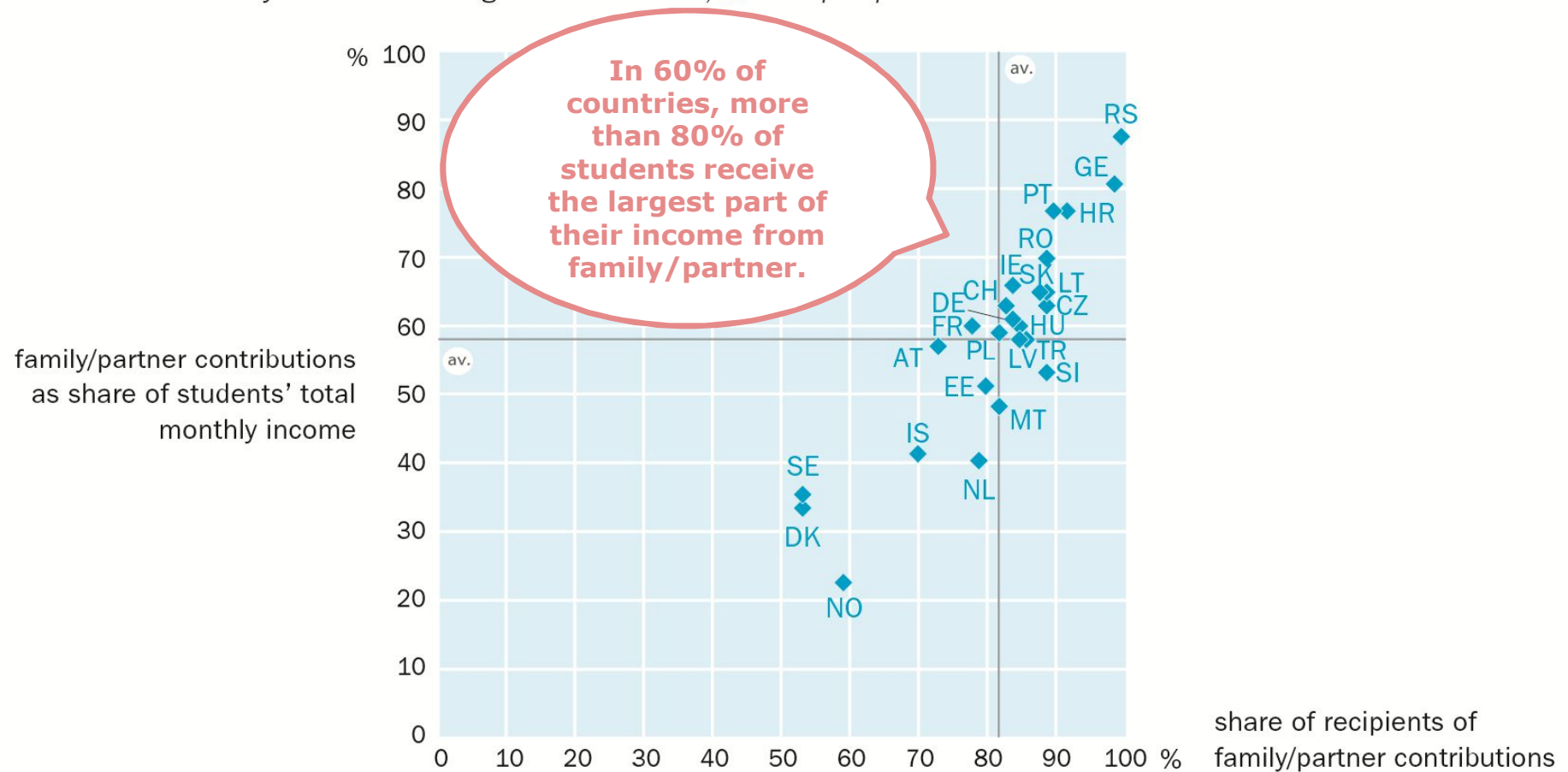
Data source: EUROSTUDENT VI, G.20b. No data: AL, IT.

Results

Figure B7.6 [↓](#)

Recipients of family/partner contributions and importance of income source

Based on total monthly income including transfers in kind, ◆ micro perspective



Data source: EUROSTUDENT VI, G.32 & G.33. **No data:** IT; family/partner contributions as share of total income: AL, FI.

Results

Figure B7.8 [↓](#)

Recipients of national public student support and importance of income source

Based on total monthly income including transfers in kind, ◆ micro perspective



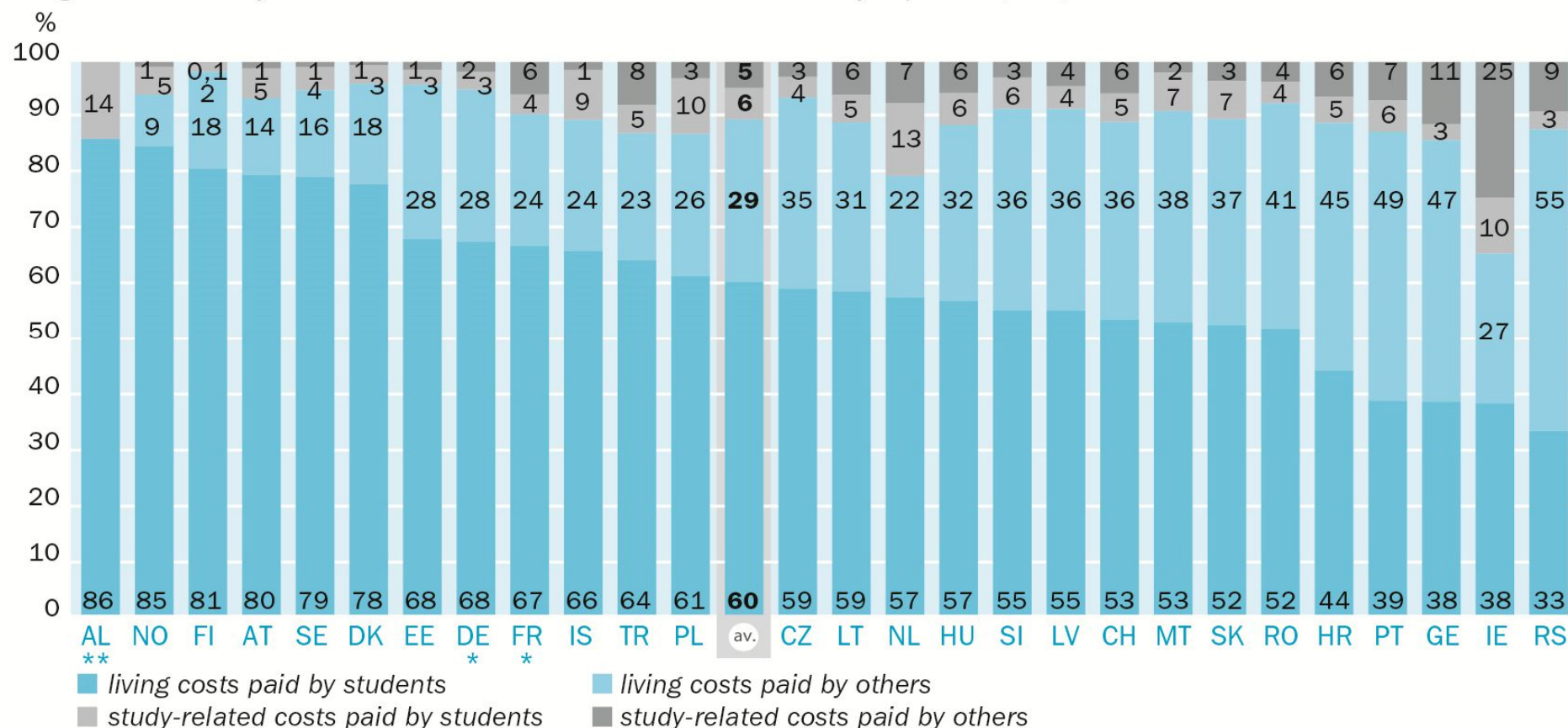
Data source: EUROSTUDENT VI, G.44 & G.47. **No data:** FI; national public student support as share of total income: AL.

Results

Figure B8.1 [↓](#)

Composition of students' expenses by payer

Living costs and study-related costs as share of students' total monthly expenses (in %)

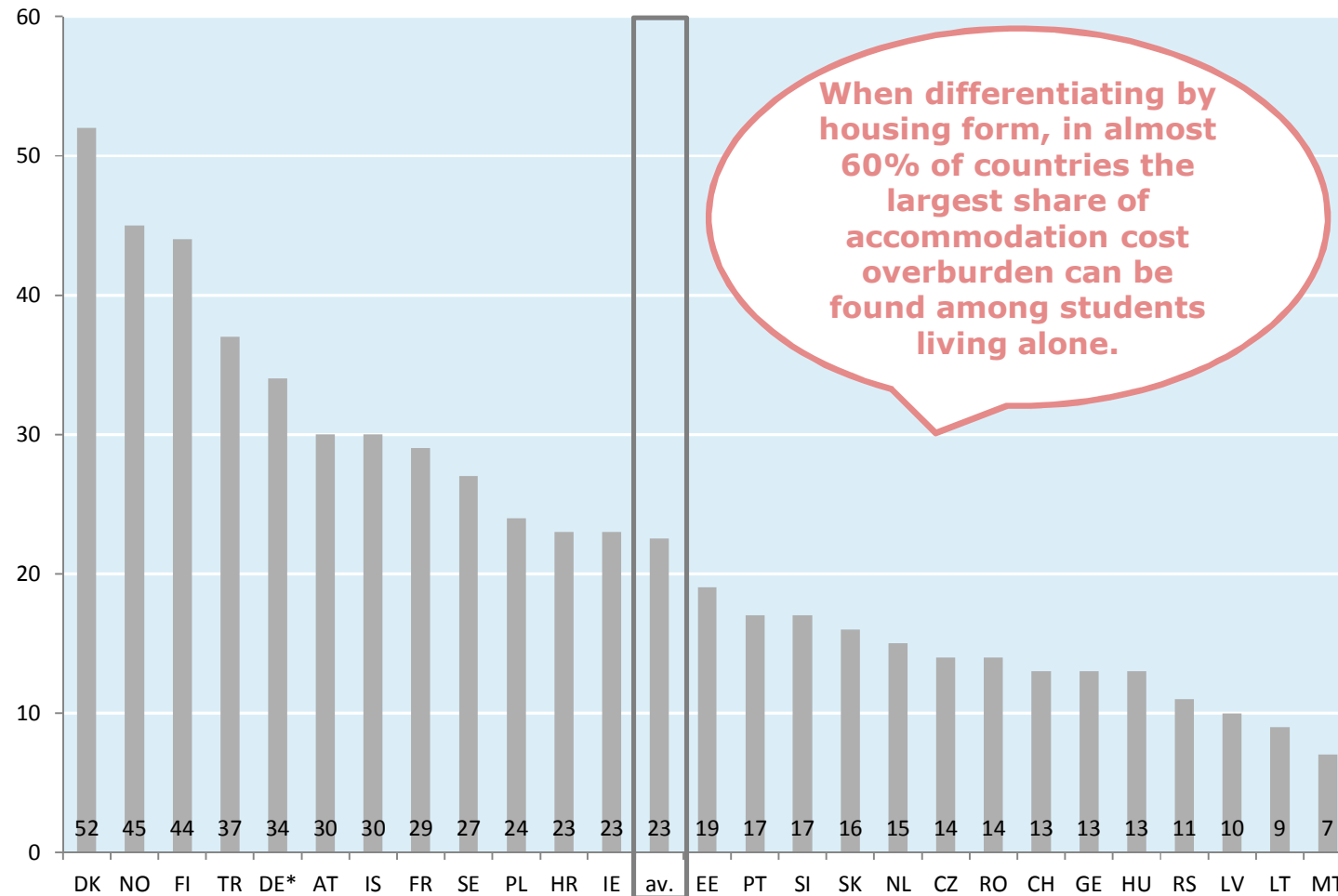


Data source: EUROSTUDENT VI, F.41 & F.120. **No data:** IT; living and study-related costs paid by others: AL.

Results

Students with accommodation cost overburden

Share of students spending 40% or more of their total income (including transfers in kind) on accommodation (in %)



Data source: EUROSTUDENT VI, F.178. No data: AL, IT.

Results

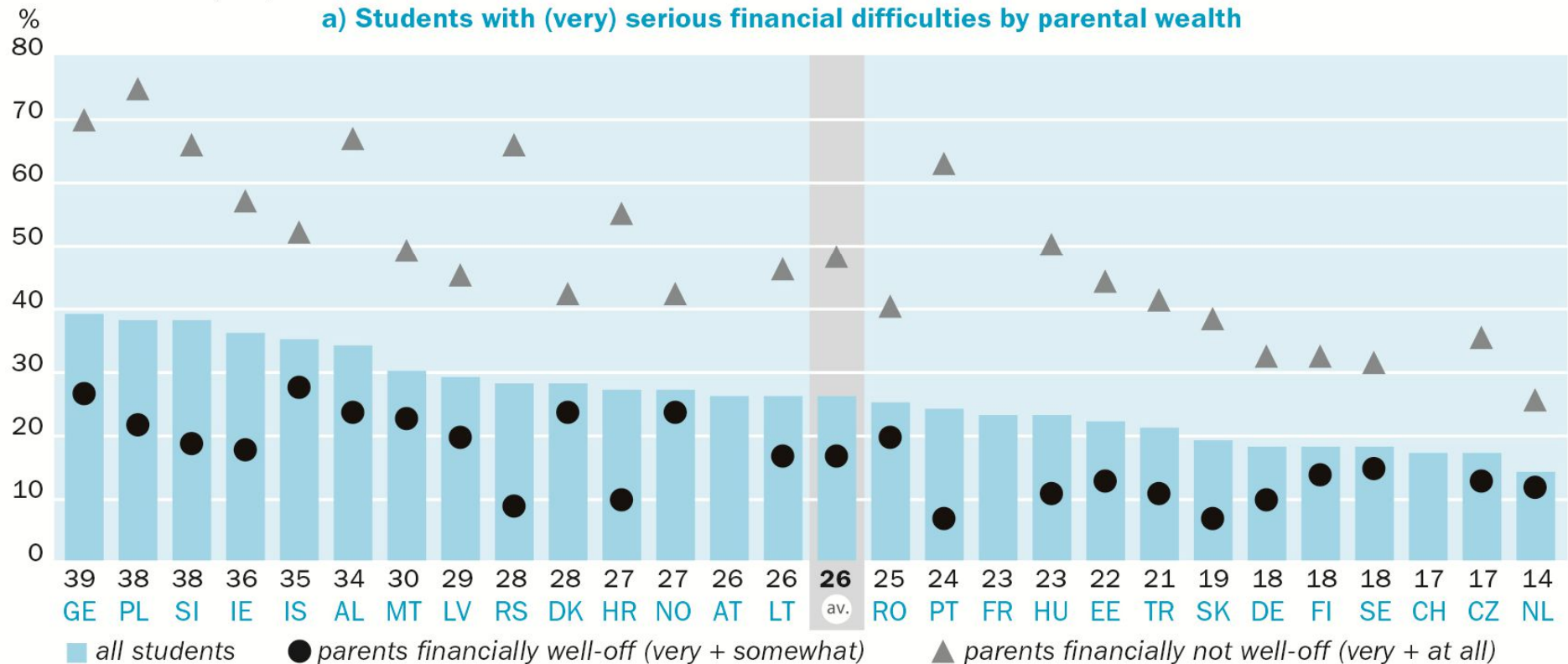
Groups that experience financial difficulties above average: students whose parents are financially not well-off, impaired students, students dependent on public support.

Figure B7.2 [↓](#)

Students' assessment of their financial situation by parental wealth

Share of students (in %)

a) Students with (very) serious financial difficulties by parental wealth



Data source: EUROSTUDENT VI, F.168. No data: IT; parents financially well-off (very + somewhat) & parents financially not well-off (very + at all): AT, CH, FR.

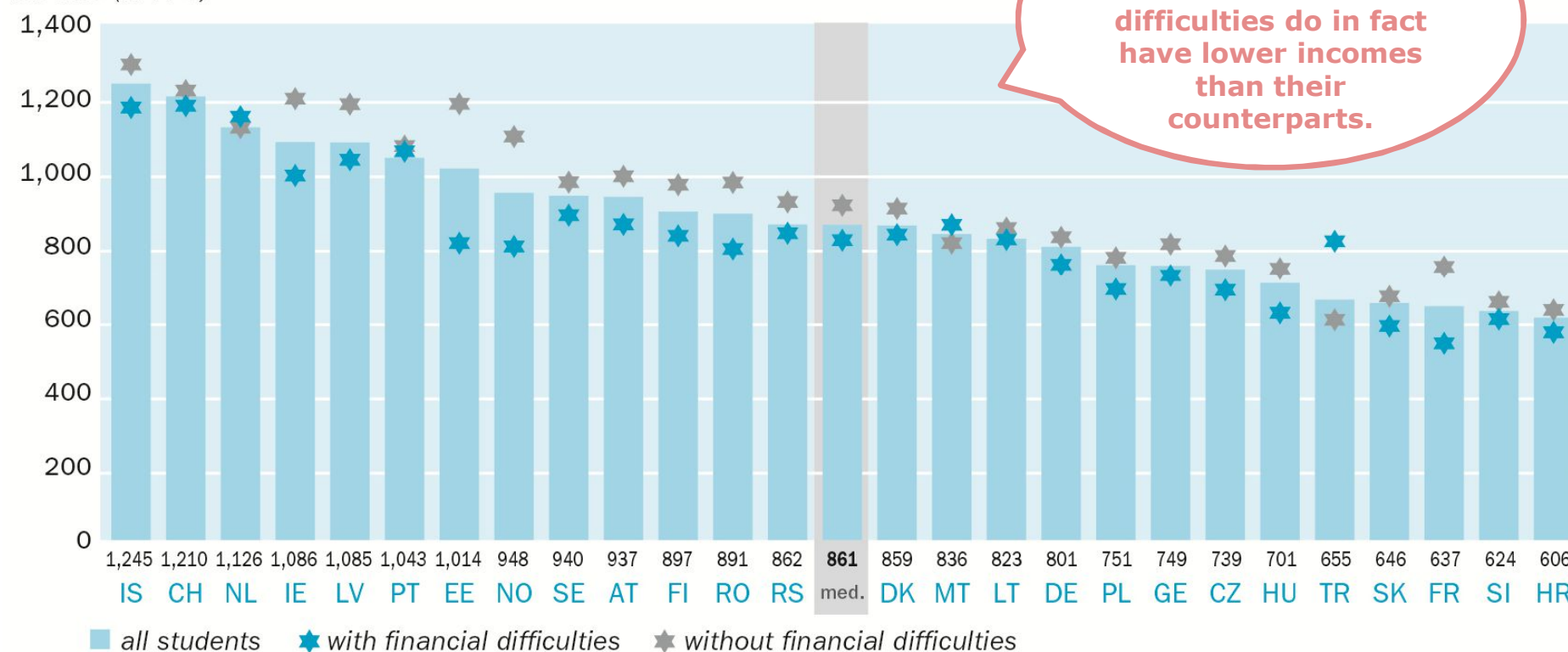
Results

Figure B7.3 [↓](#)

Students' income and assessment of their financial situation

Total monthly income including transfers in kind. Median income (in PPS)

Income (in PPS)



Data source: EUROSTUDENT VI, G.3. No data: AL, IT.

Conclusions and questions

- With respect to living costs, **accommodation costs** are usually the most important expense item, especially for students not living with parents. In all countries, there are students who are confronted with accommodation cost overburden; in Denmark, Norway, and Finland, more than 40% of all students are affected by this problem.
 - Call for public support – at least in the short-run – to alleviate this problem?
- **Family support** is in about 60% of countries the main source of student income. In Serbia, Georgia, Croatia, and Portugal, for instance, at least 90% of all students receive this type of support and it accounts for more than 3/4 of the recipients' total monthly income.
 - Are there any signs of parental cost overburden visible in individual countries?

Conclusions and questions

- In all countries, students whose parents are **financially not well-off** report financial difficulties to an above-average extent – irrespective of the country-specific dominant source of student funding!
- Do alternative funding sources like gainful employment or public support not work for these students?
- On cross-country average, 26% of all students report (very) serious **financial difficulties**. Besides students whose parents are **financially not well-off**, **impaired students**, and **students dependent on national public student support** are especially affected.
- More public support needed for these student groups?

Contact

Christoph Gwosc

German Centre for Higher Education Research and Science Studies (DZHW)

Lange Laube 12
30159 Hannover
Germany

Phone + 49 511 450 670-366
Fax + 49 511 450 670-960
E-Mail gwosc@dzhw.eu

EUROSTUDENT VI Consortium Members



ResearchNed



National Commission for
Further and
Higher Education
Malta



Schweizerische Eidgenossenschaft
Confédération suisse
Confederazione Svizzera
Confederaziun svizra

Swiss Confederation

Federal Department of Home Affairs FDHA
Federal Statistical Office FSO

Funded with the support of all participating countries. Co-funded by the Erasmus+ Programme of the European Union and the following bodies.



Federal Ministry
of Education
and Research



Ministry of Education, Culture and
Science of the Netherlands

References

Hauschildt, K., Vögtle, E. M., Gwosć, C. (2018). *Social and Economic Conditions of Student Life in Europe. Synopsis of Indicators. EUROSTUDENT VI 2016–2018.* Bielefeld: W. Bertelsmann Verlag.